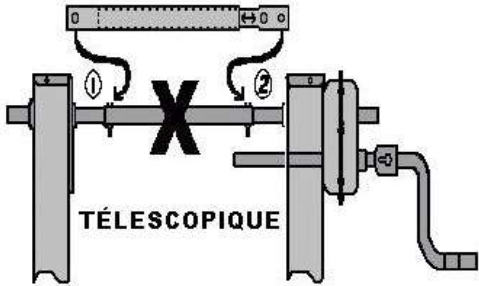


SUPPORT VERTICAL

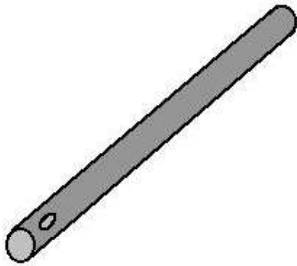
ACCESSOIRES

ARBRE DE TRANSMISSION

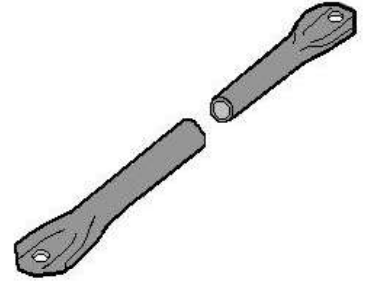


TÉLESCOPIQUE

TUBE TRANSVERSAL



ENTRETOISE LATÉRALE



44-3-021 | TÉLESCOPIQUE de 21" à 32"

44-3-022 | TÉLESCOPIQUE de 29" à 47"

44-3-023 | TÉLESCOPIQUE de 44" à 79"

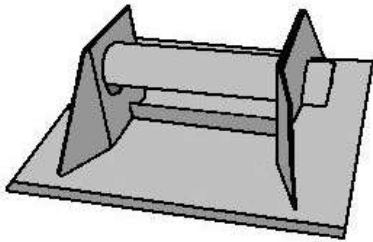
44-3-001 | AJUSTABLE de 22" à 30"

44-3-002 | AJUSTABLE de 26" à 41"

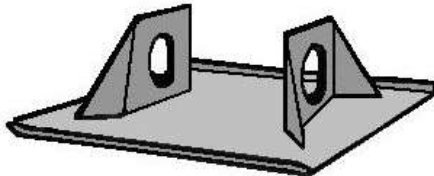
44-3-003 | AJUSTABLE de 42" à 57"

44-1-079 | 84" long

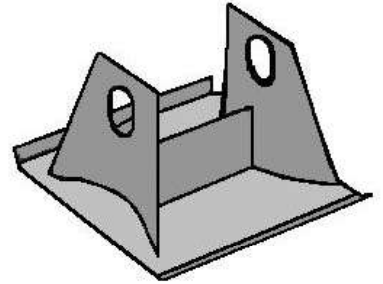
SABOT POUR SUPPORT VERTICAL



SABOT POUR SUPPORT VERTICAL



SABOT



44-3-006 | Complet 3-5/8" H.C.

44-3-008 | Axe plein

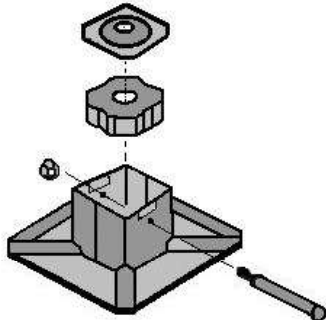
44-3-009 | Goupille fendue

44-3-005 | 10" X 10" X 4-3/8"

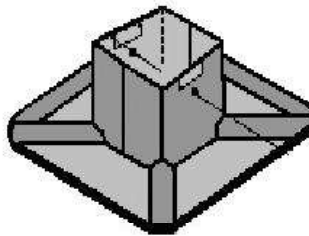
44-3-007 | 12" X 12" x 4-3/8"

44-3-004 | 12" X 12" SURBAISSÉ

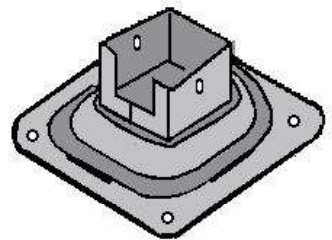
SABOT DE REMPLACEMENT



SABOT



SABOT À COUSSINS AMOVIBLE



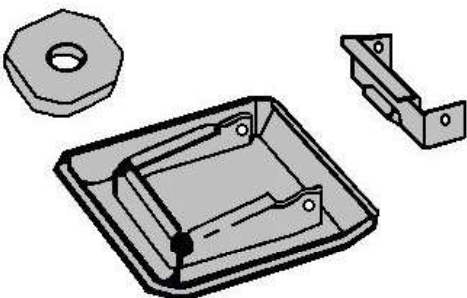
44-6-065 | BINKLEY | ENSEMBLE

44-6-076 | BINKLEY

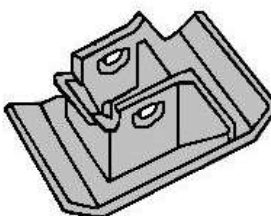
44-1-245 | HOLLAND MARK V

10" X 10"

44-7-012 | 12" X 12"



SABOT PIVOTANT



PLAQUE APPUI DE SABOT



44-5-096 | FRUEHAUF | SABOT

44-4-074 | COUSSIN CAOUTCHOUC

44-5-075 | SUPPORT

44-5-098 | FRUEHAUF

44-3-017 | 15" X 17"